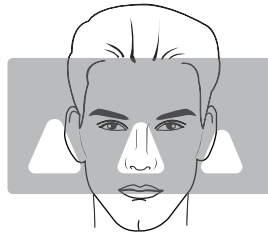


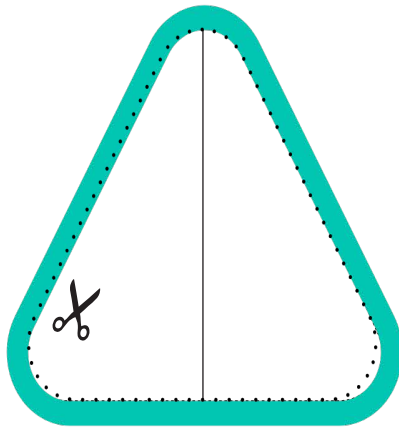
Viva Nasal Mask

0 mm 10 20 30 40 50 60 70 80 90 100 110 120 130 140

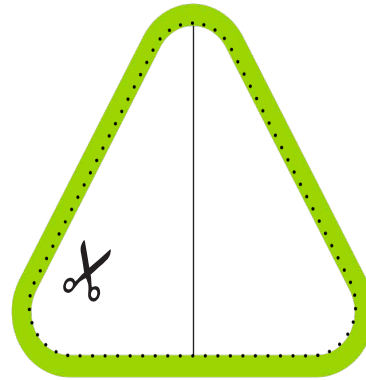


Viva Nasal Mask

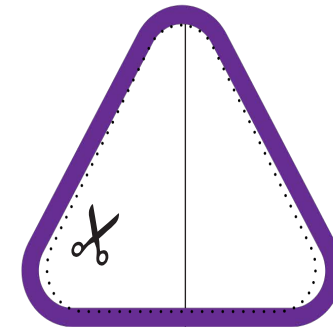
1. Place template around the nose.
2. Obtain a close fit around the nose allowing some clearance around the nostrils and nasal bridge.



L W: 48 mm H: 50 mm



M W: 43 mm H: 47 mm



S W: 38 mm H: 40 mm

1. Please ensure the print is accurate to the scale.
2. Cut out the template
3. Cut out the nasal holes (fold each hole in half makes it easier to cut)